

Barrow Outpatient Neuro-Rehabilitation Center
Brain Injury Program
 Disclosure Statement Calendar Year 2019

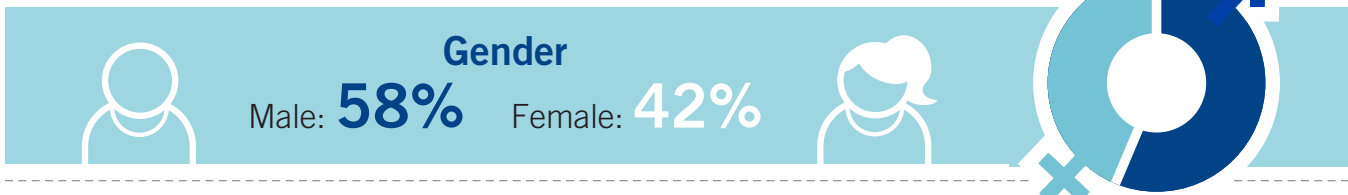


730 Total Number of Patients Seen



Age

15-18	9%
19-44	59%
45-64	19%
65+	13%



Average number of total visits **14.5** Concussion Visits

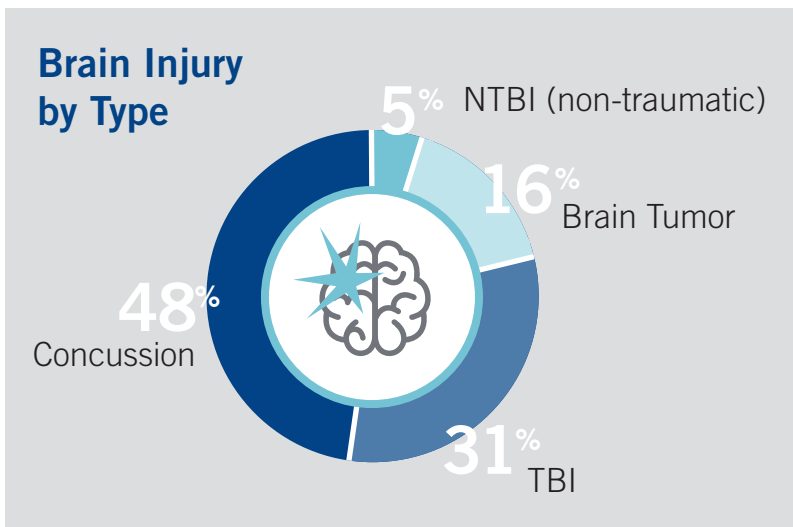
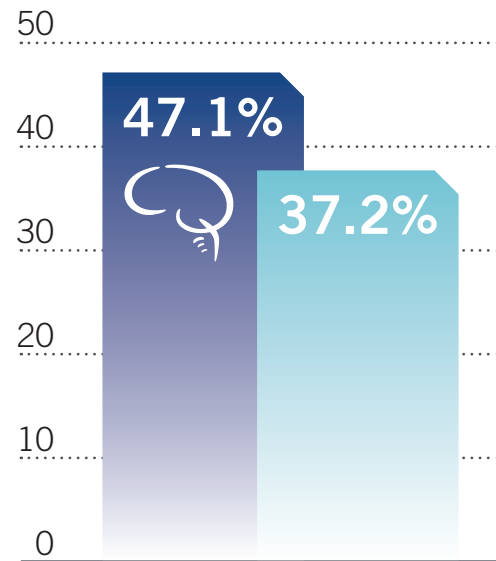
20.5 Brain Injury Visits

Patient Satisfaction

Overall Satisfaction with the Brain Injury Program: **94.6%**

97.3% Likely to recommend Barrow Outpatient Neuro-Rehab

Improvement in Functional Independence



● Barrow Brain Injury Program
 ● National Average